












walden

LOT LEGEND

-  CARDEL LOTS
-  CARDEL QUICK POSSESSION
-  CANADA POST MAILBOX
-  TRANSFORMER BOX PAD
-  TELUS & CTV PEDESTAL
-  FIRE HYDRANT
-  TELUS SERVICE VAULT
-  1.2m CHAIN LINK FENCE w/WING FENCES AND GATE
-  1.2m-1.8m WALKWAY FENCE
-  1.8m WOOD FENCE
-  SOLD

This map is an artist's rendition that is not to scale and may be subject to changes without notice. Tree placement is for artistic enhancement and does not guarantee tree locations on individual lots or M/R. In order to enhance the overall streetscape and account for the topography, we reserve the sole right to determine the position and placement of each home upon its lot/homesite. E.&O.E. LAST MODIFIED: May 2, 2019

WALDEN

WALDEN PHASE 23

CARDEL HOMES